


2026 Basics & Beyond Registration Checklist

New Attendees

1. Go to  register.cpehours.com.
2. Choose the **Start New Registration**

Choose How to Continue

Select the path that matches your registration history with Basics & Beyond.

New Attendees

Use this option if this is your first time registering in the current Basics & Beyond registration system.

Start New Registration

- Enter your attendee and contact information.
- Select the seminars or webinars you want to attend.
- Create your account username and password at the bottom of the registration form.

Existing Attendees

Use this option if you have registered with Basics & Beyond before or already have an account.

Sign In

- Log in with the email or username tied to your prior registrations.
- Use the [Forgot Password](#) link on the login page if you do not know your password.
- After signing in, review your profile and continue with your 2026 registration.

Password help is also available at [Forgot Password](#).

3. Complete the required registration information, enter a Username/email and Password, and **Continue Registration**.

Registration

Previous attendee signing in for the first time? Click **Go to My Registrations**, enter the email used for prior Basics & Beyond registrations, then use **Forgot Password** on the next screen.

Already registered?
[Go to My Registrations](#)

These registration forms are protected with SSL encryption so your personal data is transmitted securely.

* indicates required fields

Personal Information

Title	First name*	Middle name	Last name*
<input type="text"/>	<input type="text"/>	<input type="text"/>	<input type="text"/>
Email*		Selected designations*	
<input type="text"/>		<input type="checkbox"/> AP (Accounting Practitioner)	
		<input type="checkbox"/> LPA (Licensed Public Accountant)	
		<input type="checkbox"/> Attorney	
		<input type="checkbox"/> CFP (Certified Financial Planner)	
		<input type="checkbox"/> CPA (Certified Public Accountant)	
		<input type="checkbox"/> EA (Enrolled Agent)	
		<input type="checkbox"/> RTRP (Registered Tax Return Preparer)	
		<input type="checkbox"/> TRP (Tax Return Preparer)	
Office Phone*	Cell Phone		
<input type="text"/>	<input type="text"/>		
PTIN			
<input type="text"/>			
Enter your PTIN number (P12345678) or N/A			
CFP ID / Attorney ID			
<input type="text"/>			

Contact Information

Company Name*		
<input type="text"/>		
Address*		
<input type="text"/>		
City*	State	Zip*
<input type="text"/>	Select State	<input type="text"/>

New Account Access

- New here? Complete this form to create your account and return to **Your Registrations** later.
- Already have an account? [Sign in first](#) instead of using the fields below to log in.
- Username and password below: Use these fields to create your account access. If you leave Username blank, your email will be used.

Username	<input type="text"/>	Password	<input type="text"/>
	Use email as username or enter a custom username		Create your password


[Continue Registration](#)

4. Click **New 2026 Registrations**. Our database will try to match new attendee records with *possible* historical data. Select the appropriate "This is mine" or "Not mine" for each record.

Your Most Recent Registrations

No approved registrations were found for 2026. Showing your most recent approved registrations instead. Use search to isolate a session, webinar, payment id, or detail.

Year




VISIBLE REGISTRATIONS	VISIBLE COURSE TOTAL
0	\$0.00

Registration Summary

No registrations are available for this account.

Possible Historical Records

These records use a different email address but match stronger profile details. Support will verify claimed records before adding them to your visible registration history.


<p>August Tischer gu*****@att.net 2 completed payments, latest 5/29/2026</p> <p>Matched: same PTIN</p> <p><input type="button" value="This is mine"/> <input style="border: 1px solid #ccc; padding: 2px 10px;" type="button" value="Not mine"/> </p>	<p>Chris Klemesrud ch*****@msn.com 1 completed payment, latest 5/18/2026</p> <p>Matched: same PTIN</p> <p><input type="button" value="This is mine"/> <input type="button" value="Not mine"/></p>	<p>Steven Caine sc*****@gmail.com 2 completed payments, latest 5/4/2026</p> <p>Matched: same PTIN</p> <p><input type="button" value="This is mine"/> <input type="button" value="Not mine"/></p>
--	---	--

5. Select the course(s) that you'd like to attend (Individual Webinars or Seminars, Unlimited Webinars or Bundle Seminar Package, On-Demand or Group Registrations) and **Continue to Selection.**

Registration

Select the option that matches what you want to register for. You will choose specific webinar topics, seminar dates, or group attendees on the next step.

<p>Single Live Webinar</p> <p>Register for one or more 2026 live webinars. Choose the webinar topic and date on the next step.</p>	<p>Single Seminar Session</p> <p>Register for one fall or year-end seminar session. Choose your seminar date on the next step.</p>
<p>2026 Unlimited Webinar Package</p> <p>Purchase the webinar package for access to all covered 2026 live webinars. Select your webinar sessions after checkout.</p>	<p style="text-align: right; font-size: 0.8em; color: white; background-color: #f44336; padding: 2px 5px; display: inline-block;">Early bird price \$349 ends 8/19</p> <p>Fall + Year-End Seminar Bundle</p> <p>Register for both 2026 seminar sessions together and receive the early-bird bundle price. Choose your dates on the next step.</p>
<p>Self-Study On-Demand Courses</p> <p>Choose recorded courses you can complete on your own schedule.</p>	<p>Group / Office Registration</p> <p>Register multiple people from one office, build the roster, and review the group invoice online before payment.</p>



6. Select the dates you want to attend and your **Continue Registration.** (if you are paying for 2 people, check the box "I am paying for one additional attendee" and fill out the information).

Registration

Please confirm the current seminar bundle selections below.

Automatic registration and access emails are guaranteed only when payment is completed at least 10 minutes before the scheduled start time.

I am paying for one additional attendee

Virtual Seminar Date*

2026 Fall Topical Update - Virtual Seminar - 9/15/2026 9:00:00 AM EDT

Virtual Seminar Date*

2026 Year-End Federal Tax Update - Virtual Seminar - 12/01/2026 9:00:00 AM EST

Continue Registration

7. Select Payment Type and Complete payment details.

Checkout - Payment

Use the secure PayPal checkout below to complete your registration.
You can pay with PayPal or an eligible debit or credit card shown by PayPal.

Automatic registration and access emails are guaranteed only when payment is completed at least 10 minutes before the scheduled start time.

PayPal

PayPal CREDIT

Debit or Credit Card
Powered by **PayPal**

Payment Summary

2026 Fall Topical Update - Virtual Seminar - 9/15/2026 9:00:00 AM EDT	\$151.00	\$249.00
2026 Year-End Federal Tax Update - Virtual Seminar - 12/01/2026 9:00:00 AM EST	\$198.00	\$269.00
Total Amount:	\$349.00	\$518

By continuing, you agree to be charged the total amount above.
We want to ensure your personal data is protected so we're using SSL encryption.

SECURE
SSL ENCRYPTION

8. Watch for a confirmation email with your registration details.

Important Notes

- Use the attendee's own email address when registering, since confirmations, course access, and CPE records are tied to that email account.
- If you have trouble logging in or completing registration, contact support@cpehours.com for assistance before creating a duplicate account.